


VRACK hook-up diagram PAGE 2



CONTROL ROOM (Cr2)
"EXT 1" stereo monitor input
left and right

These 2 INPUTS are
the INSERT RETURN
inputs for the SM2
and are your "STEREO
FADER INPUT" points
that come from the output
of the BUS COMPRESSOR
or
BUS EQ.




2X Male to Male XLR
"barrel" Turnarounds

This is the SM2
INSERT SEND summing
amp output that would
feed the input of a
BUS COMPRESSOR
or
BUS EQ

These 2 INPUTS are
the "ST" input for the CR2
and are your MIX BUS
monitor input. It is the
same signal that goes
to your MASTER STEREO
RECORDING DEVICE
input.

TO SPEAKER AMP
INPUT left and right

"Y" CABLE (X2)



TO STEREO BUS COMPRESSOR or BUS EQ INPUT

FROM STEREO BUS COMPRESSOR or BUS EQ OUTPUT

STEREO MIX BUS
OUTPUT to your MASTER
STEREO RECORDING
DEVICE INPUT

